

ФАРМАЦЕВТИЧЕСКИЕ ИССЛЕДОВАНИЯ
PHARMACEUTICAL RESEARCH

УДК 519.865.3:544.015.5:633.88:582.736

DOI: 10.18413/2313-8955-2018-4-2-0-8

N.N. Boyko¹,
N.A. Makarevich²,
D.I. Pisarev¹,
E.T. Zhilyakova¹

SIMPLIFIED MATHEMATICAL MODELING OF THE
DISTRIBUTION PROCESS OF LICUROSIDE AND GLYCYRAM
BETWEEN THE EXTRACTANT AND *GLYCYRRHIZAE RADICES*

¹Scientific and Educational Centre “Pharmacy”,
Belgorod State National Research University,
85 Pobedy St., Belgorod, Russia, 308015

²Northern (Arctic) Federal University named after M.V. Lomonosov,
17 Severnaya Dvina Emb., Arkhangelsk, Russia, 163002
E-mail: boyko@bsu.edu.ru

Abstract. *Background.* Theoretical development of the extraction process is an important task for further modeling and calculation of optimal conditions for extraction of biologically active compounds from the plant raw material. *The aim of the study* was to propose and test a theoretical model to describe the process of Licuroside and Glycyram distribution between the solid phase of *Glycyrrhiza* radices and the extractant. *Materials and methods.* For studies, we used *Glycyrrhiza* radices (Licuorice roots). For extraction, we used plant raw material with particle size of 0.1-0.5 mm, and ethanol-water solution 70 % v/v was used as an extractant. Qualitative and quantitative analyses of biologically active compounds were carried out with standard substances Licuroside and monoammonium glycyrrhizate and according to UV-spectra and retention times of compounds in the HPLC profile. The extraction process was carried out at temperatures of 4, 20, 40 and 60±1 °C. To construct the simplest mathematical model of BAS distribution between the extractant and plant raw material matrix, we used the law of conservation of matter and the Henry’s adsorption law. *Results.* Results of these studies demonstrate that the suggested simplified model of the phyto-compound distribution process between the extractant and the plant raw material matrix based on adsorption concept can be used to describe the equilibrium extraction process. The mathematical model obtained can be also used for optimization of the phytocompounds extraction process from the plant raw material within the conditions of equilibrium attained in the extraction system. *Conclusion.* The process of Licuroside and Glycyram distribution in the system *Glycyrrhizae radices* / ethanol 70 % v/v has been studied. A simplified mathematical model to describe the equilibrium distribution process of these phytocompounds in the extraction system has been suggested. The values of constants in the model suggested have been calculated.

Keywords: *Glycyrrhizae radix*; extractant; Licuroside; Glycyram; equilibrium distribution; mathematical model.

Information for citation: Boyko NN, Makarevich NA, Pisarev DI, Zhilyakova ET. Simplified mathematical modeling of the distribution process of licuroside and glycy-

ram between the extractant and *Glycyrrhizae radices*. *Research Result. Medicine and Pharmacy*. 2018;4(2):75-80. DOI: 10.18413/2313-8955-2018-4-2-0-8

Introduction. In practical medicine, medicines based on plants or their biologically active compounds play an important role for the treatment of chronic diseases of the nervous system, upper respiratory tract, gastrointestinal tract, skin and mucous, cardiovascular system and even for the treatment of cancer diseases [1]. This fact can be explained by a poly-component composition, multitargeted action, and low toxicity of medicines belonging to this group.

In recent years, scientists from different countries have been expressing their interest in compounds obtained from plants as some valuable medicines based on biologically active compounds from plants had been found and introduced into clinical practice for the treatment of malaria, cancer diseases, Alzheimer's disease and some other severe diseases [2-4].

At the same time, new extraction technologies for different groups of compounds from plant raw material using different physical factors or phenomena are still discovered, often empirically without any theoretical base [5].

It should be noted that at the moment, there are no theoretical principles to describe the process of phytocompounds' extraction based on adsorption-desorption concept. At the same time, a kinetic aspect of the extraction process has been more developed owing to the use of the molecular diffusion theory of matter [6], whereas a thermodynamic approach associated with equilibrium state of this process practically has not been developed yet.

Therefore, theoretical development of this aspect of the extraction process is an important task for further modeling and calculation of optimal conditions for extraction of biologically active compounds from the plant raw material.

Glycyrrhiza glabra L. and *Glycyrrhiza uralensis* Fisch. radices are the raw material used for production of some valuable biologically active compounds and medicines like *Glycyrrhizae extract siccum* (*Glycyrrhizae ra-*

dices syrup), glycyrrhizinic acid salts (Glycyram), flavonoids and chalcones (Licuroside, Flacarbinum), and some other products [7, 8].

Thus, the study of the distribution process of some biologically active compounds between *Glycyrrhiza radices* and the extractant is an important and justified task.

The **aim** of this work was to propose and test a theoretical model to describe the process of Licuroside and Glycyram distribution between the solid phase of *Glycyrrhiza radices* and the extractant.

Materials and methods

Plant raw material and chemicals

For studies, we used *Glycyrrhiza radices* (Liquorice roots) by "Krasnogorskleksredstva" company, Krasnogorsk, the Russian Federation, serial No 30417, best before 05/2018.

For extraction, we used plant raw material with particle size of 0.1-0.5 mm, and ethanol-water solution 70 % v/v was used as an extractant.

Qualitative and quantitative analyses of biologically active compounds were carried out with standard substances Licuroside and monoammonium glycyrrhizate (Glycyram) (the State Pharmacopoeia of Ukraine) and according to UV-spectra and retention times of compounds in the HPLC profile.

Method of extraction

The extraction process was carried out at temperatures of 4, 20, 40 and 60±1 °C. Simple maceration during 24 hours was used. Distribution of BAS between the phases was studied at such ratios of mass plant raw material / extractant volume as 1:5, 1:10, 1:20, and 1:40. For this purpose, the plant raw material (exact weight) and extractant were placed into a hermetic bottle and stored in the thermostat or refrigerator for 24 hours with periodic shaking of its content, and after the extraction, it was weighed again, taking into account the evaporated extractant.

Determination of Licuroside and Glycyram in the extracts and plant raw material was carried out by HPLC analysis.

HPLC analysis

HPLC analysis was carried out with chromatograph Agilent Technologies 1200 Infinity, USA. Chromatographic conditions of the extracts obtained were described in another publication [9]. Determination on diode array detector was carried out at 360 nm for Licuroside and 258 nm for Glycyram.

Theoretical part

To construct the simplest mathematical model of BAS distribution between the extractant and plant raw material matrix, we used the law of conservation of matter and Henry's adsorption law. Therein, the following assumptions were used: the system attains equilibrium, the volume of extractant in the system is practically not changed, the value of BAS adsorption on the plant raw material matrix conforms to the Henry's law. Under such assumptions, distribution of BAS in the extraction system can be described by equation (1) that exhibits material balance of the compound in the closed system [10]:

$$C \cdot V + A \cdot m - X_0 = 0 \quad (1)$$

where C is equilibrium concentration BAS in the extract, g/ml;

V is volume of the extractant in the extraction system, mL;

A is BAS concentration on the plant raw material matrix, g/g matrix;

m is mass of plant raw material matrix, g;

X_0 is BAS content in the extraction system, g.

The adsorption value for compound (A) on the plant's matrix can be described by equations (2) and (3):

$$A = K_H \cdot C \quad (2)$$

$$K_H = \exp\left(-\frac{\Delta G}{R \cdot T}\right)$$

(3)

where K_H is distribution constant of the compound (Henry's constant), mL/g plant's matrix;

ΔG is the change of free Gibbs energy, J/mole;

R is gas constant, 8.314 J/mole·K;

T is absolute temperature of the extraction system, K.

From equations (1) and (2), we can come to equation (4) [11, 12]:

$$\frac{1}{C} = \frac{1}{X_0} \cdot V + \frac{K_H \cdot m}{X_0} \quad (4)$$

As it can be seen from equation (4), experimental data should be well described by linear dependency in coordinates $1/C=f(V)$. Therein, the value of ΔG can be found with equation (5):

$$\ln K_H = -\frac{\Delta G}{R \cdot T} \quad (5)$$

Regression analysis was carried out in MS Excel 2010 add-in "Data Analysis".

Results and discussion. Main parameters of plant raw material are presented in Table 1.

Fig. 1 and 2 present the results of data processing with equation (4) after a series of experiments at different temperatures and ratios of plant raw material / extractant.

Table 1

Main pharmacognostic parameters of *Glycyrrhiza radices*

No	Parameter*	Value**
1	Loss on drying, g/g raw material	0.076±0.002
2	Extractive substances, g/g raw material	0.342±0.010
3	Licuroside content, g/g raw material	0.0053±0.0003
4	Glycyram content, g/g raw material	0.091±0.005

Note. * Parameters were found for wet plant raw material. ** Mean value and its confidence interval (Mean±SEM) are calculated with repeat counts $n=3$ and significance level $P=0.95$.

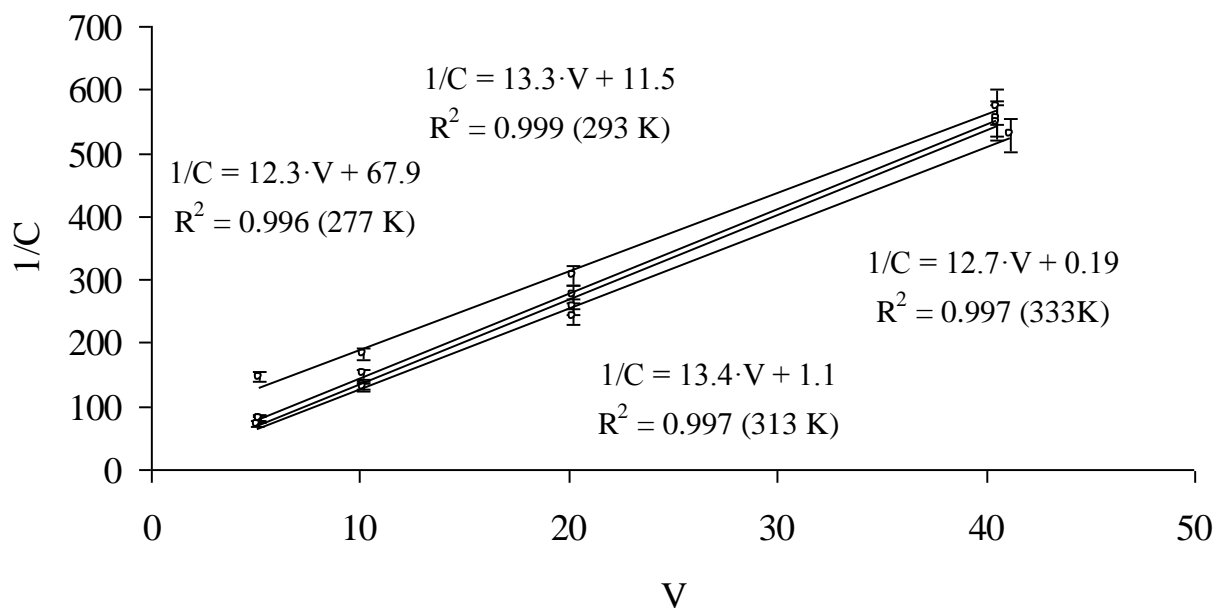


Fig. 1. Experimental data and regression lines for Glycyram

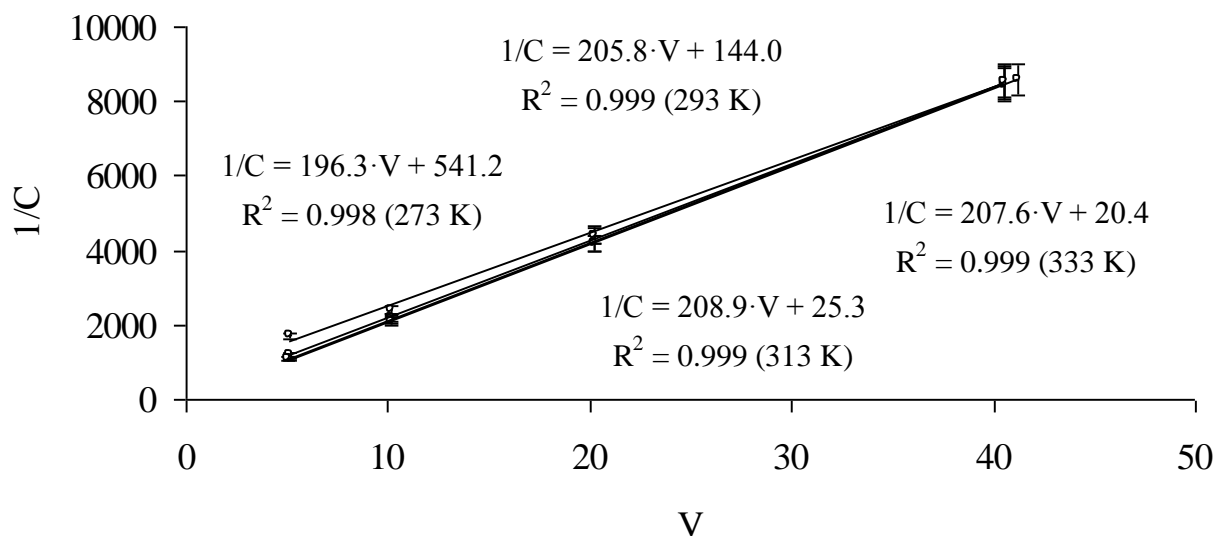


Fig. 2. Experimental data and regression lines for Licuroside

As it can be seen from the graphs presented in Fig. 1 and 2, experimental data are described well by the suggested theoretical model and have linear dependency as predicted by equation (4) (determination coefficient is equal to $R^2 > 0.99$). After that, using the con-

stants obtained in regression equations, we calculated the distribution constant for compound (K_H) and built its dependency on the temperature in coordinates ($\ln K_H = f(1/T)$). The graphs of the regression equations obtained for Licuroside and Glycyram are presented in Fig. 3.

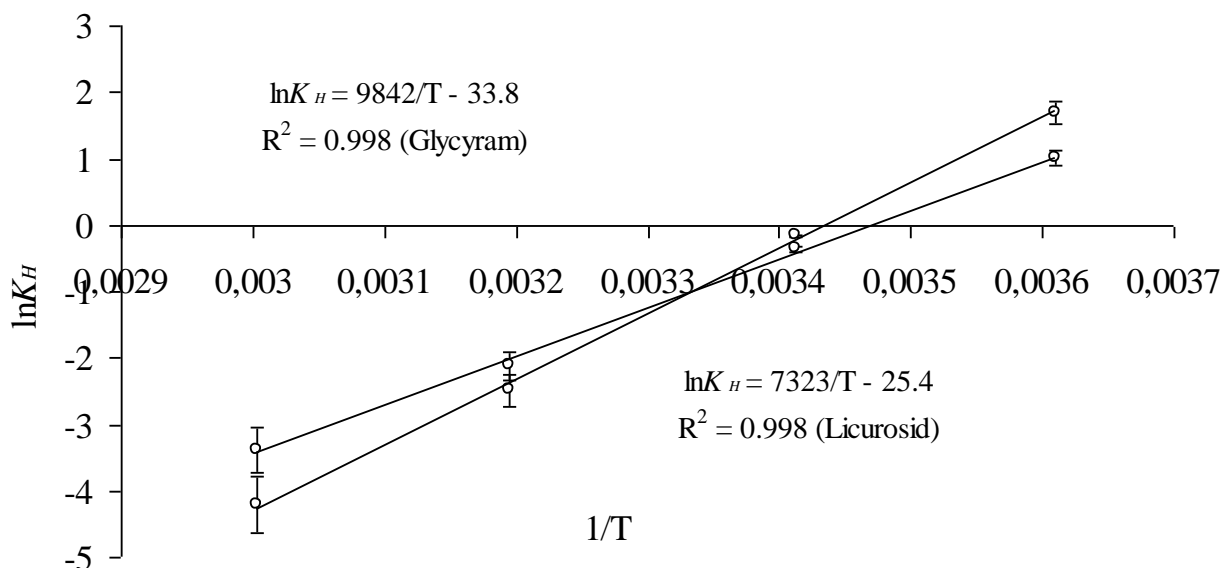


Fig. 3. Dependency of distribution constant K_H on temperature for Licuroside and Glycyram

As it can be seen from the graphs presented in Fig. 3, the dependency for compound's distribution constant (K_H) on temperature (T) is also described well by the suggested equation (5), with determination coefficient

that equals $R^2 > 0.99$. Then, by means of mathematical transformation, we can calculate constants (ΔG , k_I) from the regression coefficients. Table 2 presents the value of constants for plant raw material used in the experiment.

Table 2

Values of theoretical constants

No	Phytocompound	Constant	
		ΔG , J/mole	k_I
1	Licuroside	60900±6800	-25.4±2.7
2	Glycyram	81800±8100	-33.8±3.2

As it can be seen from the data presented in Table 2, the mean value of energetic constant ΔG for Licuroside is equal to $\Delta G = 60.9 \pm 6.8$ kJ/mole (0.111 ± 0.012 kJ/g), and for Glycyram, it is equal to $\Delta G = 81.8 \pm 8.1$ kJ/mole (0.097 ± 0.010 kJ/g), which according to literature data [12] is indicative to physical mechanism of adsorption for these phytocompounds on the plant raw material matrix. The ΔG may be interpreted as phytocompound's adsorption/desorption energy on the plant raw material matrix if we ignore the entropy's element.

Mean value of constant k_I for Licuroside is equal to $k_I = 25.4 \pm 2.7$ and for Glycyram, it is equal to $k_I = 33.8 \pm 3.2$. This constant may be in-

terpreted as the parameter associated with the nature of plant raw material.

The results of these studies demonstrate that the suggested simplified model of phytocompound distribution process between the extractant and the plant raw material matrix based on adsorption concept can be used to describe the equilibrium extraction process. The obtained mathematical model can also be used for optimization of the phytocompounds extraction process from the plant raw material within the conditions of equilibrium attained in the extraction system.

Conclusion. The process of Licuroside and Glycyram distribution in the system

Glycyrrhizae radices / ethanol 70 % v/v has been studied. A simplified mathematical model to describe the equilibrium distribution process of these phytochemicals in the extraction system has been suggested. The values of constants in the model suggested have been calculated.

No conflict of interest was recorded with respect to this article.

References

1. Boyko NN, Bondarev AV, Zhilyakova ET, et al. Phytodrugs, analysis of Russian Federation pharmaceutical market. *Research Result. Medicine. Pharmacy*. 2017;3(4):30-8. DOI:10.18413/2313-8955-2017-3-4-30-38.
2. Newman DJ, Cragg GM. Natural Products As Sources of New Drugs over the 30 Years from 1981 to 2010. *J. Nat. Prod.* 2012;75(3):311-35. DOI: 10.1021/np200906s.
3. Shen B. A New Golden Age of Natural Products Drug Discovery. *Cell*. 2015;163(6):1297-1300. DOI: 10.1016/j.cell.2015.11.031.
4. Cragg GM, Newman DJ. Natural products: A continuing source of novel drug leads. *Biochimica et Biophysica Acta*. 2013;1830(6):3670-95. DOI: 10.1016/j.bbagen.2013.02.008.
5. Molchanov GI, Molchanov AA, Morozov YuA. *Farmatsevticheskiye tekhnologii: sovremennyye elektrofizicheskiye biotekhnologii v farmatsii: Uchebnoye posobiye* [Pharmaceutical technologies: modern electrophysical biotechnology in pharmacy: manual]. Moscow: Alfa-M: Infra-M; 2009. 336 p. Russian.
6. Litvinenko VI, Georgievskiy VP, Ammosov AS, et al. *Solodka (sistematika, khimiya, tekhnologiya, standartizatsiya, farmakologiya, klinika)* [Licorice: systematic, chemistry, technology, standardization, pharmacology clinic]. Yaroslavl: Avers Plus; 2014. 466 p. Russian.

7. Tolstikov GA, Baltina LA, Grankina VP, et al. *Solodka: primeneniye, khimiya, ispol'zovaniye chelovekom* [Licorice: biodiversity, chemistry, human use]. Novosibirsk: Academic publishing "GEO"; 2007. 311 p. Russian.

8. Zhilyakova ET, Novikov OO, Pisarev DI, et al. Studying the polyphenolic structure of *Laurus Nobilis* L. leaves. *Indo American Journal of Pharmaceutical Sciences*. 2017;4(9):3066-74. DOI.org/10.5281/zenodo.910685.

9. Frolov YuG. *Kurs kolloidnoy khimii. Poverkhnostnyye yavleniya i sistemy rasseivaniya* [Colloid chemistry course. Surface phenomena and dispersal systems]. Moscow: Khimiya; 1988. 464 p. Russian.

10. Boyko NN, Zaytsev AI. Study of biologically active substances concentration in extracts dependency from the plant raw material – extractant ratio. In: *Actual studies in human, natural, exact and social sciences. Proceedings of the III International scientific and practice conference*; 2013 Nov 25; Novosibirsk. Novosibirsk: OOO "CSRNI"; 2013. 168 p. Russian.

11. Makarevich NA, Bogdanovich NI. *Teoreticheskiye osnovy adsorbtsii: rukovodstvo* [Theoretical basis of adsorption: manual]. Arkhangelsk: NAFU; 2015. 362 p. Russian.

Boyko Nikolay Nikolaevich, Candidate of Pharmaceutical Sciences, Associate Professor, Junior Research Scientist.

Makarevich Nikolay Anatolievich, Doctor of Chemical Sciences, Professor.

Pisarev Dmitriy Ivanovich, Doctor of Pharmaceutical Sciences, Associate Professor, Professor of Department of Pharmaceutical Chemistry and Pharmacognosy.

Zhilyakova Elena Teodorovna, Doctor of Pharmaceutical Sciences, Professor, Head of Department of Pharmaceutical Technology

Статья поступила в редакцию 23 ноября 2017 г.